



RaceCTRL
Race strategy

© Copyright Trackside Software 2025

Hotfix

RaceCTRL v2.29.2 - 22/10/2025

Supported OS (x64 only):

Windows 7 SP1, Windows 8.1, Windows 10 version 1607 or higher, Windows 11



[RCT-680]

Server

Fixed an issue that prevented saving a Safety car message following a Red flag without having received Green flag in between.



[RCT-683]


Client


Fixed the GPS positions on Live Track which were not displayed in some cases after switching events.


RaceCTRL v2.29.1 - 10/09/2025

Supported OS (x64 only):

Windows 7 SP1, Windows 8.1, Windows 10 version 1607 or higher, Windows 11

 **[RCT-675]** **Client** Some changes have been made in order to reduce the memory consumption.

 **[RCT-677]** **[Instant speed]** **Client** Fixed an issue when adding laps with no GPS data available.

 **[RCT-678]** **[Instant speed]** **Client** The instant speed view was losing the laps belonging to sessions different from the current session.

New Features

RaceCTRL v2.29.0 - 09/07/2025

Supported OS (x64 only):

Windows 10 version 1607 or higher, Windows 11



[RCT-453] [API] Client A new route has been added allowing the addition of a new Lap to the current Session, and specifying its sectors and pit info.

POST

/racectrl/v1.0/lap Create a new real Lap

A new route has also been added to simulate the reception of messages from the race direction, allowing the session to be started and stopped.

POST

/racectrl/v1.0/session/{sessionId}/sendraceitem [Command] Append racing fact to a session



[RCT-668] [Live Track] Client Because Microsoft has decided to stop the support for the Satellite view mode on the track, the display option has been removed.



[RCT-672 RCT-673] Third-party library update.



[RCT-676] [Live Gap] Client Fixed an issue concerning the gap with the reference car displayed in the Live Gap. Now, the gap corresponds to the gap on track which is different from the cumulated gap displayed in the leaderboard.

RaceCTRL v2.28.1 - 26/03/2025

Supported OS (x64 only):

Windows 7 SP1, Windows 8.1, Windows 10 version 1607 or higher, Windows 11




[RCT-669] [Lap history] Client Fixed an issue with the grouping feature when the car name is not a number.


New Features


RaceCTRL v2.28.0 - 15/01/2025


Supported OS (x64 only):


Windows 10 version 1607 or higher, Windows 11

 **[RCT-648]** The “What’s new” document (this one you’re reading now) is shown when starting RaceCTRL after a version change. You can view it again from the “Help” → “What’s new...” menu.

 **[RCT-652] [Alkamel feed]** **Client** **Server** Sections provided by the Alkamel feed and available with some tracks like Le Mans, are now supported in RaceCTRL. You can display the sections times and speeds in the leaderboard, laps history or Lap graph views. Sections are also available via the Excel Add-In or the Web API.


 **[RCT-534] [LapTime Graph]** **Client** The car selection performance has been improved in sorted and raising average modes.

 **[RCT-640] [Logo]** **Client** Use of the new Trackside Software logo.

 **[RCT-646] [RaceCTRL]** **Client** **Server** The serialization mechanism has been replaced in order to improve performance. The data will be migrated automatically when the RaceCTRL host (server) or standalone instance starts. The process can last some minutes depending on the database size.

 **[RCT-664] [RaceCTRL]** **Client** **Server** Third-party library updates.


 **[RCT-639] [DataStream connection]** **Server** Fixed the cancellation of a pending connection to a datastream if it fails continuously.

 **[RCT-660] [Laps history]** **Client** The best sector color displayed in the laps history view was sometimes inconsistent and has been fixed.

RaceCTRL v2.27.2 - 30/10/2024

Supported OS (x64 only):

Windows 7 SP1, Windows 8.1, Windows 10 version 1607 or higher, Windows 11


 **[RCT-647] [Connection]** **Client** Fixed an issue concerning the try reconnect mechanism after connection loss or database swapping.


 **[RCT-653] [Lap history]** **Client** Some laps were marked as extrapolated even if a real lap exists.


RaceCTRL v2.27.1 - 22/05/2024


Supported OS (x64 only):

Windows 7 SP1, Windows 8.1, Windows 10 version 1607 or higher, Windows 11

 **[RCT-642] [PitBoard] Client** The gaps are now displayed as seconds (with 1 decimal if less than 10 seconds) for practice or qualification sessions (no change for the race sessions).

 **[RCT-643] [Race Messages] Client** The car number detection has been improved by ignoring the “HH:MM” and “HH:MM:SS” (hours/minutes/seconds) patterns.

 **[RCT-637] [Excel addin] Client** Fixed an issue concerning the values displayed in the Best overall columns available from the Excel addin.


 **[RCT-645] [Race planner] Client** Fixed an issue with the flag's color when a red flag follows a safety car. The color displayed was wrong.


New Features


RaceCTRL v2.27.0 - 05/04/2024


Supported OS (x64 only):

Windows 7 SP1, Windows 8.1, Windows 10 version 1607 or higher, Windows 11


 **[RCT-632] [Leaderboard] Client** Added a checkered flag in the status column when the car finished the race.

 **[RCT-633] [Data feed] Client Server** Added support to the virtual safety car mode. An orange border will be displayed around the application and a dedicated flag displayed to warn the user.

 **[RCT-510] [Laptime Graph] Client Server** A line style can be defined for each driver in addition to his color and is used when drawing the laptime graph in drivers mode. Select the line style in the “Edit cars” window, “Drivers” tab:

Min driving time...	
Color	 Green
Graph line style	Dot
	Solid
	Dash
	Dot
	Dash Dot
	Dash Dot Dot

 **[RCT-631] [Leaderboard / Live Gap] Client** Inconsistent gaps detected are now hidden in the leaderboard and live gap views.

 **[RCT-570] [Leaderboard] Client** Fixed an issue concerning the theoretical best displayed in the leaderboard. The values were not properly actualized.

New Features

RaceCTRL v2.26.0 - 21/02/2024

Supported OS (x64 only):

Windows 7 SP1, Windows 8.1, Windows 10 version 1607 or higher, Windows 11



[RCT-619] [Race statistics]

Client

A new Race Statistics view has been added in order to display some statistics available in the race planner.

Num	Team	Class	Rank	Race time	Stint count	Avg Lapti...	Lap count	Driving ti...	Stop time	Pit count	Min pit	Avg Track...	Avg Track...
54	AF Corse	LMGTE Am	31	24:03:25.6...	25	04:11.737	312	23:25:49.8...	37:35.760	24	49.375	04:05.001	04:28.555
55	GMB Mot...	LMGTE Am	59	01:45:27.4...	3	04:06.829	21	01:41:43.7...	03:43.704	2	01:45.067	04:06.656	05:05.837
56	Project 1...	LMGTE Am	35	24:00:23.7...	26	04:13.223	309	23:11:53.7...	48:30.029	25	47.038	03:59.172	04:27.435
57	Kessel Ra...	LMGTE Am	40	20:08:23.6...	22	04:16.562	254	19:34:40.7...	33:42.971	21	54.152	04:07.417	04:27.393
6	Porsche P...	HYPERCAR	22	24:05:14.7...	29	03:42.832	321	22:05:53.0...	01:59:21.6...	28	55.674	03:31.052	04:06.764
60	Iron Lynx	LMGTE Am	57	02:20:55.1...	3	04:18.029	28	02:18:05.0...	02:50.072	2	01:21.280	04:01.253	04:09.744
63	Prema Ra...	LMP2	50	09:35:28.9...	12	04:11.518	113	09:18:36.8...	16:52.148	11	01:10.426	03:35.150	04:06.234
65	Paris Rac...	LMP2	25	24:02:57.1...	31	03:56.423	316	22:38:21.5...	01:24:35.5...	30	01:07.467	03:39.212	04:14.056
66	JMW Mot...	LMGTE Am	52	07:58:43.0...	9	04:24.872	89	07:26:33.9...	32:09.090	8	01:14.836	04:13.329	04:50.439
7	Toyota Ga...	HYPERCAR	51	07:58:44.4...	11	03:49.598	103	07:44:00.2...	14:44.197	10	01:03.812	03:45.733	03:54.452
708	Glickenha...	HYPERCAR	6	24:02:47.9...	31	03:45.370	335	23:04:10.0...	53:43.480	30	53.207	03:40.770	04:06.550
709	Glickenha...	HYPERCAR	7	24:05:15.1...	34	03:45.617	334	23:13:52.9...	51:22.198	33	58.030	03:33.895	04:05.388
72	TF Sport	LMGTE Am	55	05:15:31.1...	6	04:31.369	58	05:07:44.8...	07:46.356	5	01:21.070	04:34.776	04:28.777
74	Kessel Ra...	LMGTE Am	38	24:03:20.5...	26	04:17.993	303	23:21:39.9...	41:40.630	25	53.500	04:06.057	04:36.983
75	Porsche P...	HYPERCAR	54	06:44:44.3...	8	03:51.709	84	06:33:42.1...	11:02.148	7	58.418	03:25.659	03:55.429
77	Dempsey...	LMGTE Am	48	10:30:37.5...	14	04:21.417	118	09:45:42.8...	44:54.700	13	01:05.999	04:05.035	04:56.619
777	D'Station...	LMGTE Am	46	13:41:58.6...	15	04:15.908	163	13:08:52.1...	33:06.475	14	01:11.620	04:09.026	04:41.503
8	Toyota Ga...	HYPERCAR	1	24:05:15.4...	32	03:42.824	343	23:20:55.1...	44:20.277	31	50.592	03:34.190	03:59.136
80	AF Corse	LMP2	43	14:31:45.2...	19	04:01.427	183	13:59:03.0...	32:42.196	18	01:02.111	03:57.161	04:19.389
83	Richard M...	LMGTE Am	56	02:46:06.6...	3	04:23.080	33	02:42:35.0...	03:31.555	2	01:29.274	04:50.439	04:37.856

The race planner has been improved with the following features:

- The car team and class are now displayed under the car number.

2

Cadillac Racing
HYPERCAR

- New options allow you to display the track time OUT and track time IN. The summary will display the track time IN and OUT average.

		4:03.202
P 1:31.618	Stint 30 3:29.012 12 Lap(s) 41:45.336	P9 24:05:15.061 32 Stint(s) 3:45.640 329 Lap(s) 22:34:01.506 1:31:13.555 3:30.351 3:57.174
OUT > 3:45.831	3:09.376 > IN	

The Driving times view has been renamed in Driving statistics. New indicators have been added:

Avg laptime	Avg Tracktime IN	Avg Tracktime OUT	Avg Best 20%
04:03.477	03:41.428	04:23.163	03:41.796
03:54.395	03:28.299	03:59.985	03:39.536
03:55.277	03:43.635	04:03.185	03:41.946

- Driver average lap time
- Driver average track time IN
- Driver average track time OUT
- Driver average best 20% lap time



[RCT-629] [Feed configuration] **Client** The data feed password is now masked in the configuration view.